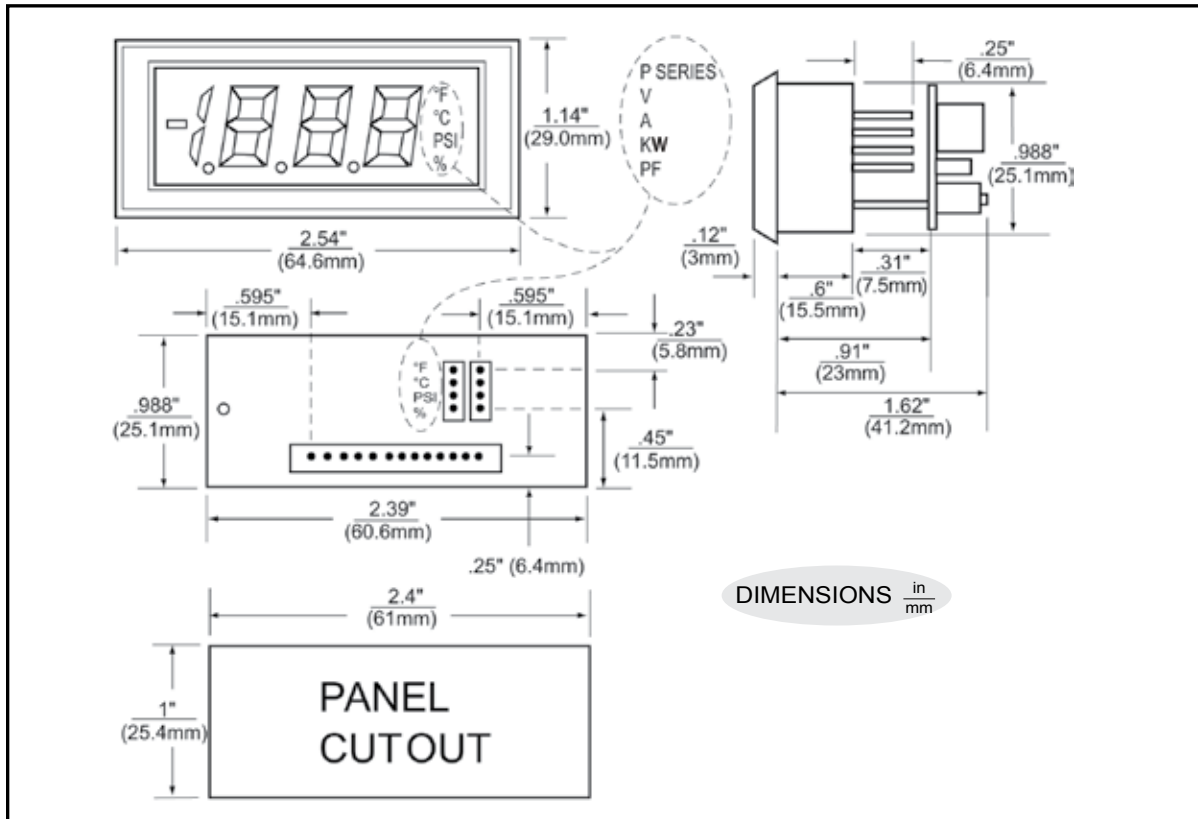


LPI-3E

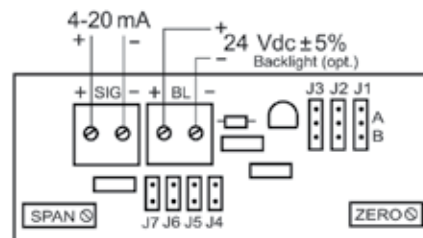
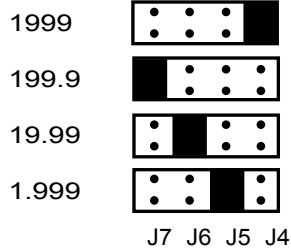
3½ DIGIT LOOP LCD DPM INSTALLATION SHEET

PANEL CUTOUT & DIMENSIONS



JUMPER SELECTION & WIRING

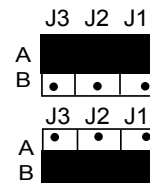
1. DECIMAL SELECTION:



2. J1, J2, J3 SELECTION:

IF: OFFSET (ZERO) IS $\leq \emptyset$ **or**
 OFFSET (ZERO) $> \emptyset$ **and** GAIN (SPAN) \div OFFSET (ZERO) ≥ 5

IF: OFFSET (ZERO) $> \emptyset$ **and** GAIN (SPAN) \div OFFSET (ZERO) < 5



Note: If backlight supply is not loop supply, ground should be referenced together.