

DMO-800-900

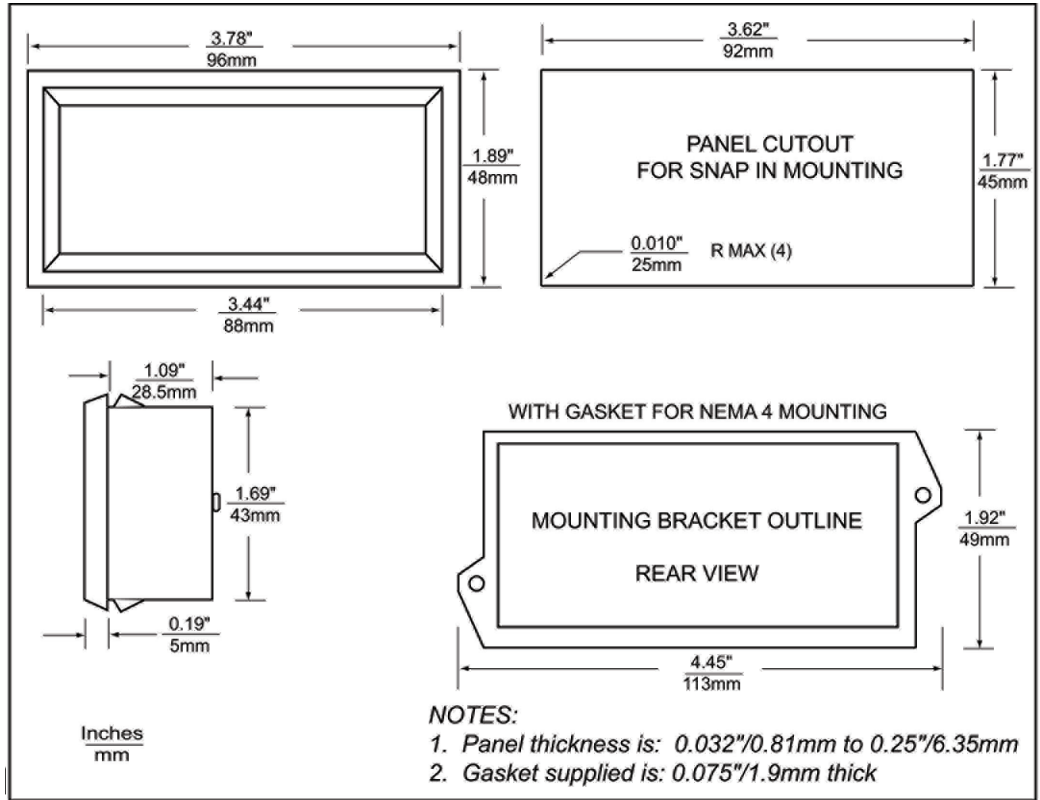
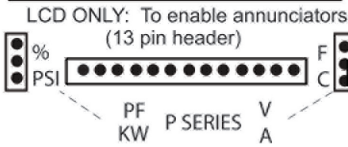
3½ DIGIT BIG DIGIT SERIES LCD DPM INSTALLATION SHEET

PANEL CUTOUT, DIMENSIONS & WIRING

WIRING

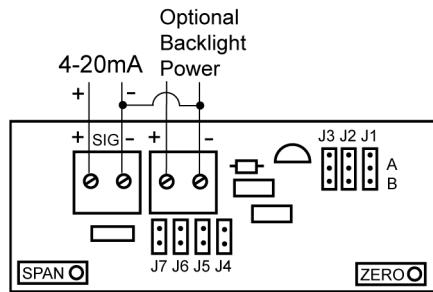
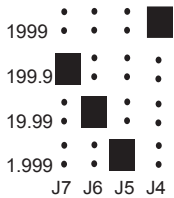
Pin	Description
1	+5V
2	Neg. Supply
3	INH1
4	INLO
5	Decimal common
6	Dec. 000.0 when connected to decimal common
7	Dec. 00.00 when connected to decimal common
8	Dec. 0.000 when connected to decimal common
9	No connection
10	No connection
11	No connection
12	No connection
13	No connection

*Note: Pins 2 & 4 should be tied together for proper operation



4-20mA Wiring

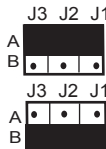
1. DECIMAL SELECTION:



(upper) WIRING

2. J1, J2, J3 SELECTION:

- IF: OFFSET (ZERO) IS 0 or
 OFFSET (ZERO) > 0 and GAIN (SPAN) ÷ OFFSET (ZERO) ≥ 5
- IF: OFFSET (ZERO) > 0 and GAIN (SPAN) ÷ OFFSET (ZERO) < 5



RVM Wiring

